

The background features a white background with several colorful circles and dashed lines. On the left, there is a large teal circle with a white center, a smaller teal circle, and a dashed teal circle. Below these are a green circle with a white center, a yellow-green circle, and a small orange circle. On the right, there is a large yellow-green circle, a smaller green circle, a pink circle, and a large orange circle. A large yellow circle is at the bottom right. Dashed lines in teal and yellow-green connect some of the circles.

Curricular Prioritizing Unit:

My house

Centro Educacional San Carlos
de Aragón
2ºA,B,C y D
English Department



July 6th– July 10th

- Objective: To identify and use different parts of a house.
- Ability: Writing and Listening.
- Attitude: to show interest in your surroundings.

Parts of the House




✓ Bedroom

Dormitorio



Parts of the House

✓ Bathroom
Baño



Parts of the House

✓ Kitchen
Cocina



Parts of the House

✓ **Living Room**
Sala de estar



Parts of the House

✓ Dining Room
Comedor



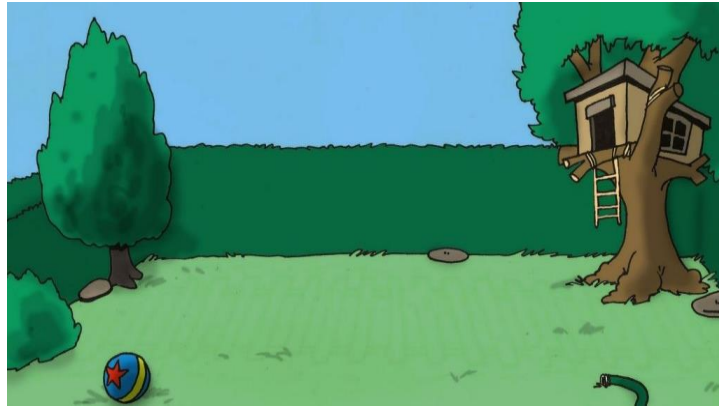
Parts of the House

✓ Garden
Jardín



Parts of the House

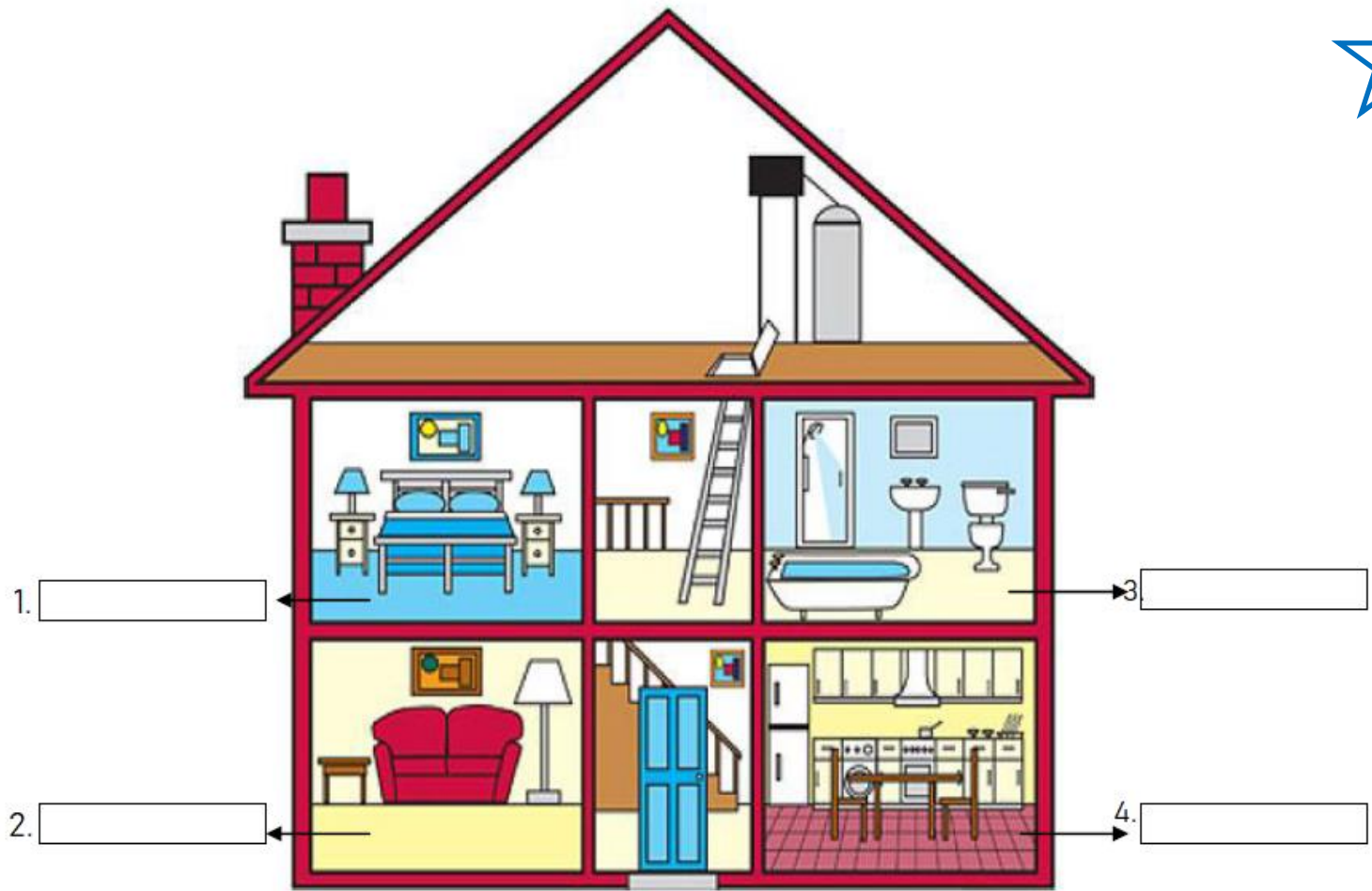
✓ Yard
Patio



Activity N°1



- ✓ Write the correct name of the different parts of the house.



Activity N°2



✓ Write the name of the part of the house in which you could find these objects.

1.



2.



3.



4.

